



Heavy Blend™ Crewneck Sweatshirt. 18000

- 8-ounce, 50/50 cotton/poly
- Double-needle stitching at waistband and cuffs
- 1x1 rib knit collar, cuffs and waistband with spandex

Due to the nature of 50/50 cotton/poly neon fabrics, special care must be taken throughout the printing process.

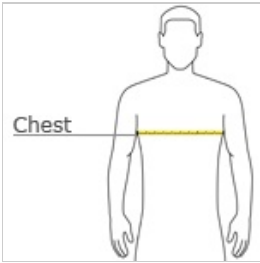


front



back

HOW TO MEASURE



CHEST WIDTH

Measure under the arm and around the fullest part of the chest with arms down, keeping tape horizontal.

SIZE CHART

	5XL	5XL	S	S	M	M	L	L	XL	XL	2XL	3XL	3XL	4XL	4XL
Chest	62-64	62-64	34-36	34-36	38-40	38-40	42-44	42-44	46-48	46-48	50-52	54-56	54-56	58-60	58-60

COLOR INFORMATION

 Antique Cherry Red PMS 7427C	 Antique Sapphire PMS 7706C	 Ash PMS COOL GRAY 3C	 Black PMS 426C	 Cardinal Red PMS 1955C	 Carolina Blue PMS 659C	 Charcoal PMS COOL GRAY 10C	 Cherry Red PMS 187C	 Dark Chocolate PMS 412C	 Dark Heather PMS 7545C	 Forest Green PMS 5535C
 Gold PMS 1235C	 Graphite Heather	 Heliconia PMS 213C	 Indigo Blue PMS 5405C	 Irish Green PMS 2252C	 Light Blue PMS 543C	 Light Pink PMS 684C	 Maroon PMS 7644C	 Military Green PMS 5615C	 Navy PMS 533C	 Orange PMS 2026C
 Purple PMS 2112C	 Red PMS 199C	 Royal PMS 7686C	 S. Orange	 Safety Green PMS 382C	 Safety Pink PMS 1915C	 Sand PMS 7528C	 Sport Grey PMS COOL GRAY 7C	 White		



Youth Heavy Blend™ Crewneck Sweatshirt. 18000B



- 8-ounce, 50/50 cotton/poly
- Double-needle stitching at waistband and cuffs
- 1x1 rib knit collar, cuffs and waistband with spandex

Due to the nature of 50/50 cotton/poly neon fabrics, special care must be taken throughout the printing process.



front



back

SIZE CHART

	XS	XS	S	S	M	M	L	L	XL	XL
Size	6/8	6/8	10/12	10/12	14/16	14/16	18/20	18/20	22/24	22/24

COLOR INFORMATION



Black
PMS 426C



Forest Green
PMS 5535C



Maroon
PMS 7644C



Navy
PMS 533C



Red
PMS 199C



Royal
PMS 7686C



Sport Grey
PMS COOL GRAY
7C



White

*Not all sizes are available in every color.



Heavy Blend™ Hooded Sweatshirt. 18500



- 8-ounce, 50/50 cotton/poly
- Double-needle stitching at waistband and cuffs
- Double-lined hood with dyed-to-match drawcord
- 1x1 rib knit cuffs and waistband with spandex
- Front pouch pocket

Due to the nature of 50/50 cotton/poly neon fabrics, special care must be taken throughout the printing process.

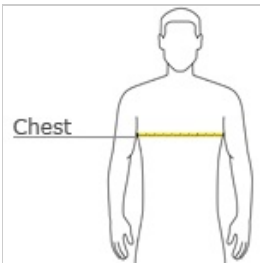


front



back

HOW TO MEASURE




























CHEST WIDTH

Measure under the arm and around the fullest part of the chest with arms down, keeping tape horizontal.

SIZE CHART

	S	S	M	M	L	L	XL	XL	2XL	3XL	3XL	4XL	4XL	5XL	5XL
Chest	34-36	34-36	38-40	38-40	42-44	42-44	46-48	46-48	50-52	54-56	54-56	58-60	58-60	62-64	62-64

COLOR INFORMATION

 Antique Cherry Red PMS 7427C	 Antique Sapphire PMS 7706C	 Ash PMS COOL GRAY 3C	 Black PMS 426C	 Cardinal Red PMS 1955C	 Carolina Blue PMS 659C	 Charcoal PMS COOL GRAY 10C	 Cherry Red PMS 187C	 Dark Chocolate PMS 412C	 Dark Heather PMS 7545C	 Forest Green PMS 5535C
 Garnet PMS 188C	 Gold PMS 1235C	 Graphite Heather	 Heather Sport Navy	 Dark Heather Sport Royal	 Heliconia PMS 213C	 Indigo Blue PMS 5405C	 Irish Green PMS 2252C	 Light Blue PMS 543C	 Light Pink PMS 684C	 Maroon PMS 7644C
 Military Green PMS 5615C	 Navy PMS 533C	 Orange PMS 2026C	 Purple PMS 2112C	 Red PMS 199C	 Royal PMS 7686C	 S. Orange	 Safety Green PMS 382C	 Safety Pink PMS 1915C	 Sand PMS 7528C	 Sport Grey PMS COOL GRAY 7C
 White										

*Not all sizes are available in every color.



Youth Heavy Blend™ Hooded Sweatshirt. 18500B



- 8-ounce, 50/50 cotton/poly
- Double-needle stitching at waistband and cuffs
- Double-lined hood
- No drawcord at hood
- 1x1 rib knit cuffs and waistband with spandex
- Front pouch pocket



front



back

SIZE CHART

	XS	XS	S	S	M	M	L	L	XL	XL
Size	6/8	6/8	10/12	10/12	14/16	14/16	18/20	18/20	22/24	22/24

COLOR INFORMATION

 Black PMS 426C	 Cardinal Red PMS 1955C	 Carolina Blue PMS 659C	 Charcoal PMS COOL GRAY 10C	 Forest Green PMS 5535C	 Gold PMS 1235C	 Graphite Heather	 Heliconia PMS 213C	 Irish Green PMS 2252C	 Light Pink PMS 684C	 Maroon PMS 7644C
 Navy PMS 533C	 Orange PMS 2026C	 Purple PMS 2112C	 Red PMS 199C	 Royal PMS 7686C	 Safety Pink PMS 1915C	 Sport Grey PMS COOL GRAY 7C	 White			

*Not all sizes are available in every color.



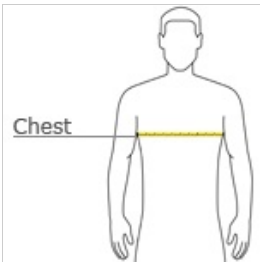
- 6.1-ounce, 100% US cotton)
- 50/50 cotton/poly (Dark Heather, Safety Pink, Safety Green, Safety Orange, Heathered Cardinal, Heathered Indigo, Heathered Navy, Heathered Sapphire)
- 99/1 cotton/poly (Ash)
- 90/10 cotton/poly (Sports Grey, Antique Cherry Red, Antique Irish Green, Antique Royal)
- Non-topstitched, classic width, rib collar
- Taped neck and shoulders
- Tubular

Due to the nature of 50/50 cotton/poly neon fabrics, special care must be taken throughout the printing process.

CARE INSTRUCTIONS

Machine wash warm, inside out, with like colors. Only non-chlorine bleach. Tumble dry medium. Do not iron if decorated. Do not dry clean.

HOW TO MEASURE



CHEST WIDTH

Measure under the arm and around the fullest part of the chest with arms down, keeping tape horizontal.

SIZE CHART

	S	S	M	M	L	L	XL	XL	2XL	3XL	3XL	4XL	5XL
Chest	34-36	34-36	38-40	38-40	42-44	42-44	46-48	46-48	50-52	54-56	54-56	58-60	62-64

COLOR INFORMATION

Antique Cherry Red PMS 7427C	Antique Irish Green PMS 348C	Antique Royal PMS 287C	Ash	Azalea PMS 2045C	Black PMS 426C	Blue Dusk PMS 7546C	Cardinal Red PMS 1955C	Carolina Blue PMS 659C	Charcoal PMS COOL GRAY 10C	Cherry Red PMS 187C
Corn silk PMS 393C	Daisy PMS 122C	Dark Chocolate PMS 412C	Dark Heather PMS 7545C	Forest PMS 5535C	Galapagos Blue PMS 7470C	Gold PMS 1235C	Heathered Cardinal PMS 194 C	Heathered Indigo PMS 2139 C	Heathered Navy PMS 432 C	Heathered Sapphire PMS 7690 C
Heliconia PMS 213C	Ice Grey PMS WARM GRAY 1C	Indigo Blue PMS 5405C	Iris PMS 660C	Irish Green PMS 2252C	Jade Dome PMS 7717C	Kelly Green PMS 335C	Kiwi PMS 2276C	Light Blue PMS 543C	Light Pink PMS 684C	Lime PMS 7488C
Maroon PMS 7644C	Metro Blue PMS 2111C	Military Green PMS 5615C	Mint Green PMS 345C	Natural PMS 2309C	Navy PMS 533C	Olive PMS 448C	Orange PMS 2026C	Orchid PMS 2635C	Pistachio PMS 577C	Prairie Dust PMS 7497C



*Not all sizes are available in every color.



Youth 100% US Cotton T-Shirt. 2000B



- 6-ounce, 100% US cotton
- 50/50 cotton/poly (Safety Green, Safety Orange and Safety Pink)
- 99/1 cotton/poly (Ash)
- 90/10 cotton/poly (Sport Grey)
- Non-topstitched, classic width, rib collar
- Taped neck and shoulders
- Tubular

Due to the nature of 50/50 cotton/poly neon fabrics, special care must be taken throughout the printing process.

CARE INSTRUCTIONS

Machine wash warm, inside out, with like colors. Only non-chlorine bleach. Tumble dry medium. Do not iron if decorated. Do not dry clean.



front



back

SIZE CHART

	XS	XS	S	S	M	M	L	L	XL	XL
Size	4	4	6/8	6/8	10/12	10/12	14/16	14/16	18/20	18/20

COLOR INFORMATION

Ash	Black PMS 426C	Cardinal Red PMS 1955C	Carolina Blue PMS 659C	Charcoal PMS COOL GRAY 10C	Cherry Red PMS 187C	Daisy PMS 122C	Forest PMS 5535C	Gold PMS 1235C	Heliconia PMS 213C	Indigo Blue PMS 5405C
Iris PMS 660C	Irish Green PMS 2252C	Jade Dome PMS 7717C	Kelly Green PMS 335C	Light Blue PMS 543C	Light Pink PMS 684C	Lime PMS 7527C	Maroon PMS 7644C	Mint Green PMS 345C	Navy PMS 533C	Orange PMS 2026C
Purple PMS 2112C	Red PMS 199C	Royal PMS 7686C	S. Orange	Safety Green PMS 382C	Safety Pink PMS 1915C	Sand PMS 7528C	Sapphire PMS 641C	Sport Grey	White	

*Not all sizes are available in every color.